

COSUPER



RENEWABLE ENERGY
POWER PRODUCTS

OFF GRID

ENERGY STORAGE SYSTEM
INVERTER / CHARGERS
POWER INVERTERS

ABOUT US

COSUPER has kept focus on renewable energy and off grid systems for more than ten years to provide the reliable power products worldwide.

All COSUPER's products are designed for the integrated electrical systems. To satisfy the rapid growing needs of renewable energy and clean power, COSUPER engineers develops the reliable power products to let people enjoy the clean and continuous power.

Besides offering sine wave power products, COSUPER also have extensive experience on energy solution providing. With full range power products, customers get variety systems suggestions and correct configuration to meet the needs.

Manufactured in China with high quality components and qualified by ETL and CE to offer users with safe power source in different conditions. COSUPER works closely with users to design and produce the reliable and safe inverters, inverter chargers and the integrated power systems.

For more products, visit our web site:
WWW.COSUPER.COM

CONTENTS

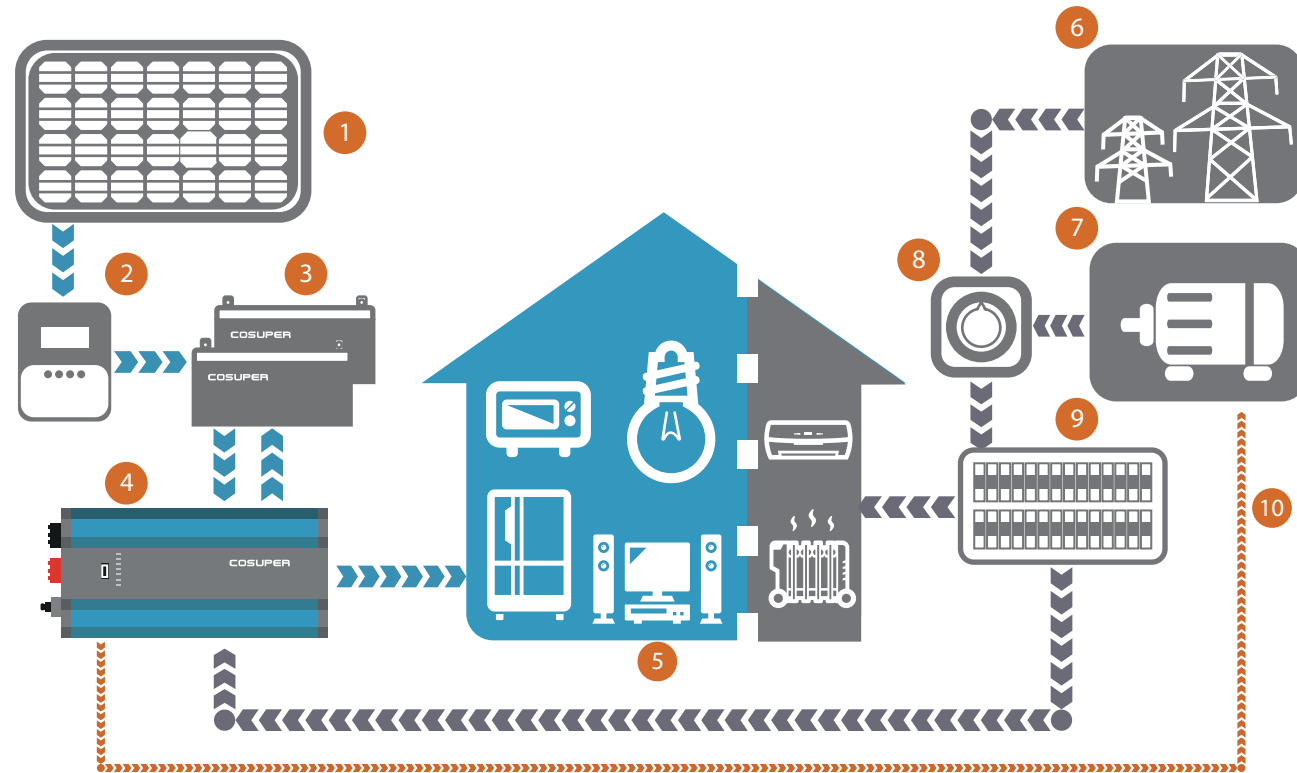
SMART INVERTER CHARGERS	3
RESIDENTIAL INVERTER CHARGERS	5
HF SOLAR INVERTER CHARGER	7
HF INDEPENDENT HYBRID INVERTER	8
HF DC-AC INVERTER	9
HF U.P.S INVERTER	10
HF THREE PHASE INVERTER	11
LF THREE PHASE INVERTER	12
MODIFIED WAVE INVERTER	13
BATTERIES	14
ACCESSORIES	15

RENEWABLE ENERGY SYSTEM

BACKUP POWER DIAGRAM

Backup power system is different from the interactive solar grid-tie system which feeds the electricity back to grid, it will function when the AC input fails or unstable utility AC happens. The core part is the inverter charger. Inverter charger works as the backup power supply which take action when AC power fails.

COSUPER off grid power products provide the reliable power. With model available in 12, 24 and 48V configurations and power range from 1000 watts to 12000 watts, users can get the certain power solution for a variety of situation.

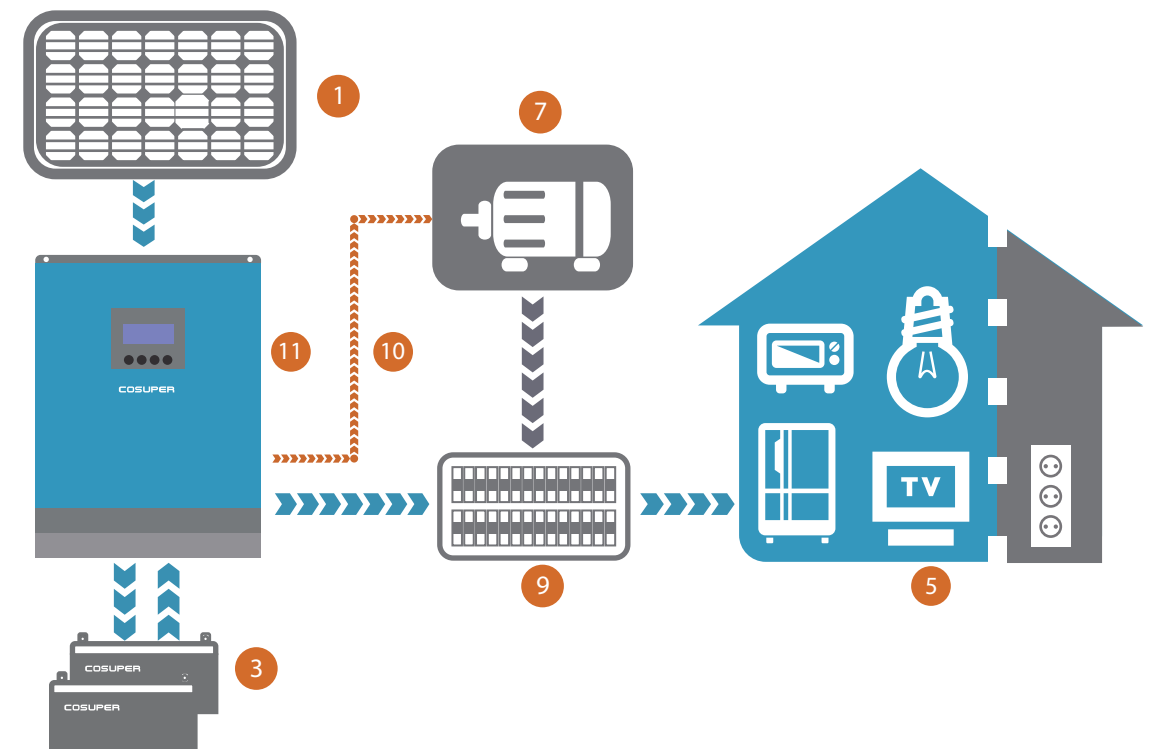
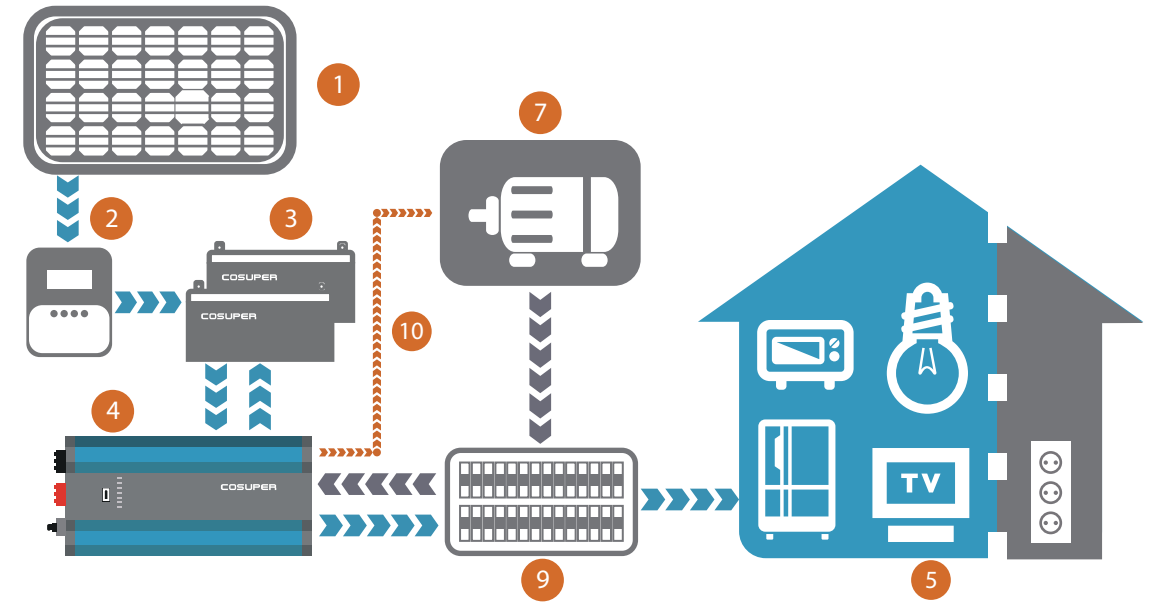


- 1 Solar panels
- 2 MPPT solar charge controller
- 3 Battery bank
- 4 Inverter charger
- 5 Household appliances
- 6 Grid(Utility AC power)
- 7 Generator
- 8 Manual transfer switch
- 9 Main panel 120V or 230V
- 10 Inverter gen start signal
- 11 Solar inverter charger

RENEWABLE ENERGY SYSTEM

OFF GRID POWER DIAGRAM

In the condition of off grid, without utility power input, all the system can be run by inverter or backup generator. Inverter draws power from battery and power all the loads. Use integrated solar inverter, users can get a easier installation.



CPT SERIES

1000 - 3000W INVERTER CHARGER

CPT pure sine wave inverter charger is the combination of inverter, battery charger and AC auto transfer switch. With the backup UPS function, when utility AC power fails, the transfer switch and relay will be energized to switch to DC power source to maintain all the power system working continuously.



- Battery voltage - 12V/ 24V/ 48V available
- Charger - Lithium compatibility
- PERFORM - Heavy duty design
- Topology - Low frequency

CPT SERIES MAIN FEATURES

DC/AC SOURCE AUTO SWITCH

CPT inverter charger works with the optional source priority. With nominal AC and DC power input, no matter AC or DC fails, CPT will switch to the another source to ensure the loads keeping work.

LITHIUM BATT CHARGER

Lithium battery requires a different charging mode from the traditional 3-stage charging. COSUPER designed the charging software to provide users with more options of battery charging.

A.V.R(OPTIONAL)

A.V.R is the abbreviation of Automatical voltage regulator. COSUPER combines the A.V.R function into CPT unit to gives a constant and correct output voltage in bypass mode. This protects the appliances from being destroyed by bumping utility voltage

STANDBY MODE

It is also named as POWER SAVER mode in the inverter charger. It helps preserve battery capacity over long period of no operation.

CPT SERIES

4000 - 6000W INVERTER CHARGER

CPT pure sine wave inverter charger is the combination of inverter, battery charger and AC auto transfer switch. With the backup UPS function, when utility AC power fails, the transfer switch and relay will be energized to switch to DC power source to maintain all the power system working continuously.



- Battery voltage - 24V/ 48V available
- Charger - Lithium compatibility
- PERFORM - Heavy duty design
- Topology - Low frequency

CPT SERIES MAIN FEATURES

DC/AC SOURCE AUTO SWITCH

CPT inverter charger works with the optional source priority. With nominal AC and DC power input, no matter AC or DC fails, CPT will switch to the another source to ensure the loads keeping work.

LITHIUM BATT CHARGER

Lithium battery requires a different charging mode from the traditional 3-stage charging. COSUPER designed the charging software to provide users with more options of battery charging.

A.V.R(OPTIONAL)

A.V.R is the abbreviation of Automatical voltage regulator. COSUPER combines the A.V.R function into CPT unit to gives a constant and correct output voltage in bypass mode. This protects the appliances from being destroyed by bumping utility voltage

STANDBY MODE

It is also named as POWER SAVER mode in the inverter charger. It helps preserve battery capacity over long period of no operation.

MODELS	CPT1000	CPT1500	CPT2000	CPT3000
INVERTER SPECIFICATIONS				
Continuous power	1000 watts	1500 watts	2000 watts	3000 watts
Surge power	3000 watts	4500 watts	6000 watts	9000 watts
AC output voltage	120 VAC +/- 5%; 230VAC +/- 3%			
AC output frequency	50/ 60Hz +/- 0.5%			
AC output waveform	Pure sine wave (THD < 5%)			
Rated DC voltage	12/ 24 VDC	12/ 24/ 48 VDC	12/ 24/ 48 VDC	12/ 24/ 48 VDC
Charge current	35/ 20 ADC	45/ 25/ 15 ADC	65/ 30/ 20 ADC	75/ 45/ 30 ADC
Max. efficiency	87%	88%	88%	88%
Bypass Current	20 AAC	20 AAC	30 AAC	30 AAC
Output Phase	Single	Single	Single	Single
ENVIRONMENT SPECIFICATIONS				
Operating temperature	-20°C to +50°C			
GENERAL INFORMATION				
Dimension(LxWxH)	45.5x25.0x18.5 cm	45.5x25.0x18.5 cm	52.5x25.0x18.5 cm	52.5x25.0x18.5 cm
Weight	15 kg	17 kg	20 kg	24 kg
Warranty	18 months			
Remote	PTM-12, CR10			
Battery type	LiFePO4, AGM, GEL or Customized			

MODELS	CPT4000	CPT5000	CPT6000
INVERTER SPECIFICATIONS			
Continuous power	4000 watts	5000 watts	6000 watts
Surge power	12000 watts	15000 watts	18000 watts
AC output voltage	120 VAC +/- 5%; 230VAC +/- 3%		
AC output frequency	50/ 60Hz +/- 0.5%		
AC output waveform	Pure sine wave (THD < 5%)		
Rated DC voltage	24/ 48 VDC	24/ 48 VDC	24/ 48 VDC
Charge current	65/ 35 ADC	70/ 40 ADC	75/ 50 ADC
Max. efficiency	88%	89%	88%
Bypass Current	40 AAC	40 AAC	40 AAC
Output Phase	Single	Single	Single
ENVIRONMENT SPECIFICATIONS			
Operating temperature	-20°C to +50°C		
GENERAL INFORMATION			
Dimension(LxWxH)	65.0x25.0x18.5 cm	65.0x25.0x18.5 cm	65.0x25.0x18.5 cm
Weight	35 kg	43 kg	45 kg
Warranty	18 months		
Remote	PTM-12, CR10		
Battery type	LiFePO4, AGM, GEL or Customized		

CPS SERIES

8000 - 12000W INVERTER CHARGER

CPS heavy duty inverter charger is specifically designed for residential and commercial use. Negligible switch time between DC and utility power source ensures no interrupted power supply for PC. CPS makes it easier to get MAX 12KW output power strengthens the whole off grid system electricity supply by 48V battery systems.



LPT SERIES

1000 - 6000W INVERTER CHARGER

LPT series inverter charger is a pure sine wave inverter line for the loads in house specifically for off grid energy storage system. The power range is from 1KW to 6KW with 12, 24 and 48VDC models, providing users with the reliable and cost effective power source.



Mobilehouse Solar Off Grid Solar

CPS SERIES MAIN FEATURES

BACKUP U.P.S

CPS inverter charger works with the optional source priority. With nominal AC and DC power input, no matter AC or DC fails, CPS will switch to the another source to ensure the loads keeping work.

LITHIUM BATT CHARGER

Lithium battery requires a different charging mode from the traditional 3-stage charging. COSUPER designed the charging software to provide users with more options of battery charging.

A.V.R (Optional)

A.V.R is the abbreviation of Automatical voltage regulator. COSUPER combines the A.V.R function into CPT unit to gives a constant and correct output voltage in bypass mode. This protects the appliances from being destroyed by bumping utility voltage

STANDBY MODE

It is also named as POWER SAVER mode in the inverter charger. It helps preserve battery capacity over long period of no operation.

LPT SERIES MAIN FEATURES

U.P.S FUNCTION

LPT inverter charger works with the optional source priority. With nominal AC and DC power input, no matter AC or DC fails, LPT will switch to the another source to ensure the loads keeping work.

DIGITAL DISPLAY

Alphanumeric display gives the information of battery voltage, output voltage, frequency, input AC voltage and additional operation codes.

STANDBY MODE

It is also named as POWER SAVER mode in the inverter charger. It helps preserve battery capacity over long period of no operation. LPT automatically start work as soon as the output power equal to or larger than 50 watts. If not it will keep energy saving to protect battery from being exhausted.



RV Solar Mobilehouse Solar Off Grid Solar

- Battery voltage - 48V available
- Charger - Lithium compatibility
- PERFORM - Heavy duty design, U.P.S
- Topology - Low frequency

- Battery voltage - 12V/ 24V/ 48V available
- Charger - 3 Stage AC charger
- PERFORM - Heavy duty design
- Topology - Low frequency

MODELS	CPS8000	CPS10000	CPS12000
INVERTER SPECIFICATIONS			
Continuous power	8000 watts	10000 watts	12000 watts
Surge power	24000 watts	30000 watts	36000 watts
AC output voltage	120 VAC +/- 5%; 230VAC +/- 3%		
AC output frequency	50/ 60Hz +/- 0.5%		
AC output waveform	Pure sine wave (THD < 5%)		
Rated DC voltage	48 VDC	48 VDC	48 VDC
Charge current	55 ADC	70 ADC	80 ADC
Max. efficiency	87%	88%	86%
Bypass current	80 AAC	80 AAC	80 AAC
Output phase	Single	Single	Single
ENVIRONMENT SPECIFICATIONS			
Operating temperature	-20°C to +50°C		
GENERAL INFORMATION			
Dimension(LxWxH)	63.0x50.5x21.0 cm	63.0x50.5x21.0 cm	63.0x50.5x21.0 cm
Weight	65 kg	70 kg	77 kg
Warranty	18 months		
Remote	PTM-12, CR10		
Battery type	LiFePO4, AGM, GEL or Customized		

MODELS	LPT1000	LPT2000	LPT3000	LPT4000	LPT5000	LPT6000
INVERTER SPECIFICATIONS						
Continuous power	1000 watts	2000 watts	3000 watts	4000 watts	5000 watts	6000 watts
Surge power	3000 watts	6000 watts	9000 watts	12000 watts	15000 watts	18000 watts
AC output voltage	120 VAC +/- 5%; 230VAC +/- 3%					
AC output frequency	50/ 60Hz +/- 0.5%					
AC output waveform	Pure sine wave (THD < 5%)					
Rated DC voltage	12/ 24 VDC	12/ 24/ 48 VDC	12/ 24/ 48 VDC	24/48 VDC	24/48 VDC	24/ 48 VDC
Charge current	35/ 20 ADC	65/ 30/20 ADC	75/ 45/ 30 ADC	65/ 35 ADC	70/ 40 ADC	75/ 50 ADC
Max. efficiency	86%	87%	88%	88%	86%	86%
Bypass current	20 AAC	20 AAC	30 AAC	40 AAC	40 AAC	40 AAC
Output phase	Single	Single	Single	Single	Single	Single
ENVIRONMENT SPECIFICATIONS						
Operating temperature	-20°C to +50°C					
GENERAL INFORMATION						
Dimension(LxWxH)	LPT1000: 42.5x25.0x18.1 cm		LPT2000 & LPT3000: 50.0x25.0x18.1 cm		LPT4000 - LPT6000: 62.5x25.0x18.1 cm	
Weight	35 kg	35 kg	35 kg	35 kg	35 kg	35 kg
Warranty	18 months					
Remote	CR10					
Battery type	AGM, GEL or Customized					

SPE SERIES

800 - 4000W SOLAR INVERTER CHARGER

SPE series are combined with integrated MPPT solar charger, AC charger, auto transfer switch and inverter unit for renewable energy systems. With the internal power management, SPE becomes the most intelligent solar inverter. Both solar charger and AC charger can work together to give the battery a best charging solution.



SPE-S SERIES

3200W & 5000W SOLAR INVERTER CHARGER

SPE-S series are combined with **80A** MPPT solar charger, AC charger, auto transfer switch and inverter unit for renewable energy systems. Unlike the normal inverter, SPE-S is able to work without battery in daytime. That means it can transfer solar power to usable AC power with high stability which is even better than utility power.



Mobilehouse Solar Off Grid Solar

SPE SERIES MAIN FEATURES

CHARGING PRIORITY

SPE series support manual selecting charging source priority between utility AC power and solar power.

RE-PROGRAMMABLE

Users are able to make the inverter become the partner of their power systems by reprogram the charging specification such as low voltage and charging DC current. The MAX charging current of SPE4000VA and SPE5000VA model reaches to 120Amp.

DIGITAL DISPLAY

Alphanumeric display gives the information of battery voltage, output voltage, frequency, input AC voltage, work mode and additional operation code.

STACKABLE

SPE4KVA and SPE5KVA allow stackable use by parallelling. Users will get MAX 24KW output power. Each unit manages the independent group of loads to ensure other appliances not being interrupted.

- Battery voltage - 12/ 24/ 48V available
- Charger - Programable AC charger
- PERFORM - Stackable use
Three phase available
- Topology - High frequency

SPE-S SERIES MAIN FEATURES

CHARGING PRIORITY

SPE-S series support manual selecting charging source priority between utility AC power and solar power.

RE-PROGRAMMABLE

Users are able to make the inverter become the partner of their power systems by reprogram the charging specification such as low voltage and charging DC current. The MAX charging current up to 80 Amps.

DIGITAL DISPLAY

Alphanumeric display gives the information of battery voltage, output voltage, frequency, input AC voltage, work mode and additional operation code.

WORK WITHOUT BATTERY

SPE-S gives the opportunity of using without battery being connected. It is able to work independently when solar power input to run the loads.



Mobilehouse Solar Off Grid Solar

- Battery voltage - 24/ 48V available
- Charger - Programable AC charger
80A MPPT Solar charger
- PERFORM - Pure sine wave
Work without battery
- Topology - High frequency

MODELS	SPE1000	SPE2000	SPE3000	SPE4000	SPE5000
INVERTER SPECIFICATIONS					
Continuous power	800 watts	1600 watts	2400 watts	3200 watts	4000 watts
Surge power	1600 watts	3200 watts	4800 watts	6400 watts	8000 watts
AC output voltage	230VAC +/- 3%	230VAC +/- 3%	230VAC +/- 3%	230VAC +/- 3%	230VAC +/- 3%
AC output frequency	50/ 60Hz +/- 0.5%	50/ 60Hz +/- 0.5%	50/ 60Hz +/- 0.5%	50/ 60Hz +/- 0.5%	50/ 60Hz +/- 0.5%
AC output waveform	Pure sine wave (THD < 5%)				
AC charge current	20 ADC	30 ADC	30 ADC	60 ADC	60 ADC
Solar charge current	25 ADC	25 ADC	25 ADC	60 ADC	60 ADC
Max. efficiency	87%	88%	88%	88%	88%
Rated DC voltage	24/ 48 VDC	24/ 48 VDC	24/ 48 VDC	48 VDC	48 VDC
Output phase	Single	Single	Single	Single	Single
ENVIRONMENT SPECIFICATIONS					
Operating temperature	-20°C to +50°C				
GENERAL INFORMATION					
Dimension(LxWxH)	35.5x27.2x12.8 cm				
Weight	7.4 kg	7.6 kg	8.0 kg	12.5 kg	13.5 kg
Warranty	18 months				
Remote	/				
Battery type	AGM, GEL or Customized				

MODELS	SPE-3200S	SPE-5000S
INVERTER SPECIFICATIONS		
Continuous power	3200VA / 3200W	5000VA / 5000W
Surge power	6400 watts	10000 watts
AC output voltage	230VAC +/- 5%;	230VAC +/- 5%;
AC output frequency	50/ 60Hz +/- 0.5%	50/ 60Hz +/- 0.5%
AC output waveform	Pure sine wave (THD < 5%)	
AC charge current	60 ADC	60 ADC
Solar charge current	80 ADC	80 ADC
Max. efficiency	93%	93%
Rated DC voltage	24 VDC	48 VDC
Output phase	Single	Single
ENVIRONMENT SPECIFICATIONS		
Operating temperature	-20°C to +50°C	
GENERAL INFORMATION		
Dimension(LxWxH)	10.0x30.0x44.4 cm	
Weight	9.0 kg	10.0 kg
Warranty	18 months	
Remote	/	
Battery type	AGM, GEL or Customized	

SPH SERIES

300 - 3000W INVERTER CHARGER

SPH inverter is the DC to AC inverter line for household to provide users with reliable AC power. Pure sine wave suit to all of the sensitive electronic loads.



RV Solar Mobilehouse Solar Off Grid Solar

SPH SERIES MAIN FEATURES

INDEPENDENT HEAT SINK

SPH inverter has the good air flow through the internal independent heat sink to ensure the inverter body cooling touch. With the comfortable temperature, inverter gives a excellent performance of heavy load.

REMOTE CONTROLLER

SPH inverters support long remote controller with more than 10 meters.

PURE SINE WAVE

With the pure sine wave output, no matter coffee machine, microwave, TV, satellite, printer or other sensitive loads, SPH powerinverter gives the perfect performance of running loads from the household appliances to office devices.

- Battery voltage - 12V/ 24V/ 48V available
- PERFORM - Strong heat dissipation
Pure sine wave
- Topology - High frequency

MODELS	SPH300	SPH600	SPH1000	SPH1500	SPH2000	SPH3000
INVERTER SPECIFICATIONS						
Continuous power	300 watts	600 watts	1000 watts	1500 watts	2000 watts	3000 watts
Surge power	600 watts	1200 watts	2000 watts	3000 watts	4000 watts	6000 watts
AC output voltage	120 VAC +/- 5%; 230VAC +/- 3%					
AC output frequency	50/ 60Hz +/- 0.5%					
AC output waveform	Pure sine wave (THD < 5%)					
Rated DC voltage	12/ 24 VDC	12/ 24 VDC	12/ 24/ 48 VDC	12/ 24/ 48 VDC	12/ 24/ 48 VDC	12/ 24/ 48 VDC
Input DC range	10.5 - 15 VDC (x2 for 24V ver. x4 for 48V ver.)					
Max. efficiency	89%	92%	93%	93%	93%	93%
Idle power	3W	3W	9W	9.5W	12W	15W
Output phase	Single	Single	Single	Single	Single	Single
ENVIRONMENT SPECIFICATIONS						
Operating temperature	-20°C to +50°C					
GENERAL INFORMATION						
Dimension(LxWxH)	12.0x9.7x8.5 cm	12.0x9.7x8.5 cm	17.0x26.5x9.6 cm	17.0x35.0x9.6 cm	24.2x46.3x11.8 cm	24.2x46.3x11.8 cm
Weight	1 kg	1.5 kg	2.9 kg	3.2 kg	4.3 kg	5.5 kg
Warranty	18 months					
Remote	CR10					
Battery type	AGM, GEL or Customized					

PSCC SERIES

1000 - 3000W U.P.S INVERTER

Unlike the modified sine wave inverter, pure sine wave allows you to watch television without static, play your games on an Xbox™, Playstation™ or Wii™ and run a fluorescent, all of which may not operate properly on a modified sine wave inverters. Safety is paramount and in particular with inverters which is why COSUPER fully electrically isolates the DC (and therefore battery posts, vehicle chassis, etc) from the 110V or 230V AC circuit.



PSCC SERIES MAIN FEATURES

PURE SINE WAVE

With the pure sine wave output, no matter coffee machine, microwave, TV, satellite, printer or other heavy duty equipment, PSCC U.P.S gives perfect performance of running loads from the household appliances to office devices.

DIGITAL DISPLAY

LCD display gives the working mode guide, battery voltage and charging condition for better reference of inverter.

BACKUP U.P.S

PSCC inverter charger works with the utility AC power source as the first priority. With nominal AC and DC power input, when AC fails, PSCC will switch to the back up DC source to ensure the loads keeping work. The transfer time is less than 2ms to ensure all the devices continuously working.



Mobilehouse Solar Off Grid Solar

- Battery voltage - 12V 24V available
- Charger - 3 stage AC charger
- PERFORM - Pure sine wave, U.P.S
- Topology - High frequency

MODELS	PSCC1000	PSCC1500	PSCC2000	PSCC3000
INVERTER SPECIFICATIONS				
Continuous power	1000 watts	1500 watts	2000 watts	3000 watts
Surge power	2000 watts	3000 watts	4000 watts	6000 watts
AC output voltage	230VAC +/- 3%			
AC output frequency	50Hz +/- 0.5%			
AC output waveform	Pure sine wave (THD < 5%)			
Rated DC voltage	12/ 24 VDC	12/ 24 VDC	12/ 24 VDC	12/ 25 VDC
Charge current	20/ 10 ADC	20/ 10 ADC	25/ 12 ADC	25/ 12 ADC
Max. efficiency	87%	88%	88%	88%
Bypass current	20 AAC	20 AAC	30 AAC	30 AAC
Output phase	Single	Single	Single	Single
ENVIRONMENT SPECIFICATIONS				
Operating temperature	-5°C to +40°C			
GENERAL INFORMATION				
Dimension(LxWxH)	13.5x14.0x21.5 cm	13.5x14.0x24.5 cm	13.5x14.0x24.5 cm	13.5x14.0x27.0 cm
Weight	4.1 kg	4.9 kg	5.8 kg	7.0 kg
Warranty	18 months			
Remote	PTM-12, CR10			
Battery type	AGM, GEL or Customized			

GPI SERIES

10KW - 20KW THREE PHASE INVERTER

GPI inverter is designed with three phase balance technology to allow three phase inverter give single phase power. With the high-frequency technology, GPI has a better operation performance and lighter weight than traditional low-frequency inverter.



Industrial Power



Off Grid Solar

GPI SERIES MAIN FEATURES

THREE PHASE OUTPUT

GPI is designed for industry area to provide 220V, 380V or 400V three phase pure sine wave AC power the same as the utility AC or three phase generator creates.

SINGLE PHASE OUTPUT

With three phase balance technology, GPI also allow users use 110V or 230V single phase loads and power the loads without any unbalance.

DIGITAL DISPLAY

LED display gives the information of current and voltage of each phase.

COMPACT SIZE

High technology creates the super compact size of this three phase inverter. Unlike the traditional three phase inverter, 10KW GPI is only 18 kgs for easy installation.

- Battery voltage - 24V/ 48V available
- PERFORM - Pure sine wave
Three phase available
Customized power available
- Topology - High frequency

MODELS	GPI10K	GPI12K	GPI15K	GPI20K
INVERTER SPECIFICATIONS				
3-phase rated power	10000 watts	12000 watts	15000 watts	20000 watts
3-phase surge power	30000 watts	36000 watts	45000 watts	60000 watts
Single phase power	3300 watts	4000 watts	5000 watts	6600 watts
AC output voltage	208 VAC +/- 10%; 380VAC +/- 5% (Or customize)			
AC output frequency	50/ 60Hz +/- 0.5%			
AC output waveform	Pure sine wave (THD<5%)			
Rated DC voltage	24/ 48 VDC	24/ 48 VDC	24/ 48 VDC	48 VDC
Bypass transfer(Optional)	Utility to inverter: 3 sec; Inverter to Utility ≤ 5ms			
Max. efficiency	86%	86%	86%	86%
Output phase	Single	Single	Single	Single
ENVIRONMENT SPECIFICATIONS				
Operating temperature	0°C to +40°C			
GENERAL INFORMATION				
Dimension(LxWxH)	66.0x45.6x21.7 cm	66.0x59.5x21.7 cm	66.0x59.5x21.7 cm	66.0x59.5x21.7 cm
Weight	18 kg	22 kg	25 kg	29 kg
Warranty	18 months			
Remote	CR10			
Battery type	AGM, GEL or Customized			

TPI SERIES

30KW - 50KW THREE PHASE INVERTER

TPI inverter is designed with three phase balance technology to allow three phase inverter give single phase power. With the low frequency, TPI supports MAX 50KW three phase output with excellent stability and three phase balance.



TPI SERIES MAIN FEATURES

THREE PHASE OUTPUT

TPI is designed for industry area to provide 380V three phase pure sine wave AC power the same as the utility AC or three phase generator creates.

SINGLE PHASE OUTPUT

With three phase balance technology, TPI also allow users load 230V single phase loads and power the loads without any phase unbalance.

BATTERY CHARGER(OPTIONAL)

The built-in battery charger unit can be paralleled to charge the battery bank with the nominal three phase AC input.

DISPLAY

TPI inverter unit is operated by the touch screen. It indicates inverter working conditions and system fault information.



Industrial Power



Off Grid Solar

- Battery voltage - 96~384V available
- PERFORM - Pure sine wave
Three phase available
Customize power available
- Topology - Low frequency

MODELS	TPI30K	TPI40K	TPI50K
INVERTER SPECIFICATIONS			
3-phase rated power	30000 watts	40000 watts	50000 watts
3-phase surge power	90000 watts	120000 watts	150000 watts
Single phase power	10000 watts	13000 watts	16000 watts
AC output voltage	380VAC +/- 3%		
AC output frequency	50Hz +/- 0.5%	50Hz +/- 0.5%	50Hz +/- 0.5%
AC output waveform	Pure sine wave (THD < 5%)		
Rated DC voltage	96/ 192/ 220/ 240/ 384 VDC		
Charge current	5 ADC each unit, MAX 30ADC		
Max. efficiency	85%	85%	85%
Output phase	Single	Single	Single
ENVIRONMENT SPECIFICATIONS			
Operating temperature	-30°C to +50°C		
GENERAL INFORMATION			
Dimension(LxWxH)	100.0x60.0x150.0 cm		
Weight	4.1 kg	4.1 kg	4.1 kg
Warranty	18 months		
Remote	/		
Battery type	AGM, GEL or Customized		

DPI SERIES

MODIFIED SINE WAVE INVERTER



DPI is the modified sine wave inverter. Modified sine wave inverter has the natural advantage to boost the complex loads. Its start power is larger than pure sine wave inverters. Modified sine wave inverter is the delightful option of outdoor power supply and emergency use. With the solar power, this inverter will provide a affordable power supply.



Mobilehouse Solar



Off Grid Solar

- Battery voltage - 12/24V available
- PERFORM - Modified Sine Wave
- Topology - High frequency

GPI SERIES MAIN FEATURES

HEAVY DUTY DESIGN

DPI inverter is designed for household appliances with high start power which makes sure the complex loads can be started, such like microwave, air compressor or vacuum.

HIGH SAFETY

Advanced polarity reverse protection with Over voltage, Low voltage, Overload, Short circuit, Over heat, Built-in cooling fan; Led light indicates working status.

WORK WITH

Power Tools, Televisions
Gaming Consoles, Air Compressor
Vacuum, Microwave
Refridgerator, freezer
Laptop, PC
And more...



CMPD SERIES

MPPT SOLAR CHARGER CONTROLLER

MPPT technology is the best option currently for the solar power transfer from PV modules to your batteries. Especially in the cloudy day, this smart solar charger will regulate the output voltage and charge current to optimize the charge power at its top level.



Mobilehouse Solar



Off Grid Solar

- Battery voltage - 12/24/48V available
- Perform - >98% efficiency
- Charge Method: MPPT
- BTS included

Display & Communication

With the LCD display, users are able to read all the parameters when it works. RS485 communication is available for offer communication protocol to convenient user's integrated management and secondary development.

80A Charge Current available

COSUPER CMP80-DL has MAX. 80A DC charge current even in cloudy day. This is specifically designed for mass battery pack to get a rapid charge with better efficiency.

Battery Type

This MPPT units provides the availability of set the charge voltage by users. Therefore no matter AGM, Gel, Open Lead acid are all workable with this MPPT solar chargers.

MODELS	DPI150	DPI350	DPI700	DPI1000	DPI2000	DPI3000
INVERTER SPECIFICATIONS						
Continuous power	150 watts	350 watts	700 watts	1000 watts	2000 watts	3000 watts
Surge power	300 watts	700 watts	1400 watts	2000 watts	4000 watts	6000 watts
AC output voltage	120 VAC +/- 5%; 230VAC +/- 3%					
AC output frequency	50/ 60Hz +/- 0.5%					
AC output waveform	Modified sine wave					
Rated DC voltage	12/ 24 VDC	12/ 24 VDC	12/ 24 VDC	12/ 24 VDC	12/ 24 VDC	12/ 24 VDC
Input DC range	10.5 - 15 VDC (x2 for 24V ver.)					
Max. efficiency	89%	92%	93%	93%	93%	93%
Idle power	3W	3W	9W	9.5W	12W	15W
Output phase	Single	Single	Single	Single	Single	Single
ENVIRONMENT SPECIFICATIONS						
Operating temperature	-20°C to +50°C					
GENERAL INFORMATION						
Dimension(LxWxH) (CM)	8.7x6.5x4.0	16.5x10.4x6.5	21.0x10.4x6.5	25.9x10.0x7.0	35.0x20.0x7.1	40.6x20.3x7.1
Weight	0.3 kg	0.6 kg	1.6 kg	1.8 kg	4.2kg	5.0 kg
Warranty	18 months					
Remote	/					
Battery type	AGM, GEL or Customized					

MODELS	CMP40-DL	CMP50-DL	CMP60-DL	CMP80-DL
SPECIFICATION				
System Voltage	12V, 24V or 48V Auto work			
MAX. PV input Volt	150VDC			
MAX. PV input power	12V -- 520 watts	12V -- 650 watts	12V -- 780 watts	12V -- 1040 watts
	24V -- 1040 watts	24V -- 1300 watts	24V -- 1560 watts	24V -- 2080 watts
	48V -- 2080 watt	48V -- 2600 watt	48V -- 3120 watt	48V -- 4160 watt
MAX. Charge Current	40A	50A	60A	80A
Charge Method	Three stage charge			
Low PV Voltage Protection	Battery voltage+3V			
Over PV Voltage Protection	150VDC	150VDC	150VDC	150VDC
DC Load Voltage	Same with battery voltage			
MAX. DC Load Current	40Amp	60Amp	60Amp	
ENVIRONMENT				
Operating / Storage Temperature	-20°C to +50°C / - 40°C to +70°C			
GENERAL INFORMATION				
Communication	RJ45 / RS485 / PC monitor			
Weight	2.3 Kg	2.5 Kg	2.8 Kg	7.5 Kg
Warranty	18 months			
IP Level	IP21	IP21	IP21	IP43
Cooling	Cooling Fan			
Dimension(LxWxH)	24.0x 16.8x 6.6 cm	27.0x 18.0x 8.5 cm	27.0x 18.0x 8.5 cm	42.0x 28x 9.5 cm
Battery Type	Li FePO4 , AGM , GEL or Customized			

PPS-A SERIES

PORTABLE AC POWER SYSTEM



It realized the battery to be a portable DC and AC source. Lithium battery provides more than 500 cycle life to ensure the durability. Laptop, cellphone, camera can be charged at same time by the internal 200W DC to AC power inverter and 3 outlets of USB.

PPS-A Portable Battery System

DC Output

- 4 x DC outputs 9~12V / 10A / 15A Max
- 2 x USB 5V-2.1A
- 1 x USB 5~9V / 2A (QC 3.0/ Support QI Devices)
- 1 x USB C 5~9V / 2A (Type C)

AC Output

- Rated Power: 200W; Peak Power: 300W
- AC Voltage: 110VAC / 220VAC
- Output Frequency: 50/60Hz±5% Hz

Built-in Battery

- Capacity: 222Wh (3.7V 6000mAh)
- Battery Type: Lithium-ion Batteries
- Lifecycle: >500 times
- Solar Panel Charging (NOT Included): DC 13-23V/2.5A Max
- Bulb Type: 2 x 1W ultra bright LED flashlight / blink;
- Power Indicator: LED Display

DDS-N SERIES

PORTABLE SOLAR GENERATOR KIT



Rechargeable battery solar generator system with larger power capacity 8000mAh, storage solar generator power to battery and supply power to LED light and mobile phone. Perfect emergency power backup for home, travel, camping, drone charger, phone charger or lights. With Bluetooth connection, it works as a speaker of your mobile devices.

DDS-N Portable Solar Generator Kit

DC Output

- 3 x DC outputs 3.7V for external lights
- 1 x USB 5V-2.1A

Solar Charge

- 6W solar panel included
- 4-8 hours fully charged

AC Charge

- 220VAC AC charger included
- 4-6 hours fully charged

Built-in Battery

- Capacity: 29.6Wh (3.7V 8000mAh)
- Battery Type: Lithium-ion Batteries
- Lifecycle: >500 times

External

- Bulb Type: 3 x 1W LED blubs
- EM Radio & MP3: Flash drive & SD

DDS-Y SERIES

PORTABLE SOLAR GENERATOR KIT



Rechargeable battery solar generator system with larger power capacity 9000mAh, storage solar generator power to battery and supply power to LED light and mobile phone. Perfect emergency power backup for home, travel, camping, drone charger, phone charger or lights.

DDS-Y Portable Battery System

DC Output

- 4 x DC outputs 3.7V for external lights
- 2 x USB 5V-2.1A

Solar Charge

- 6W solar panel included
- 4-8 hours fully charged

AC Charge

- 220VAC AC charger included
- 4-6 hours fully charged

Built-in Battery

- Capacity: 333Wh (3.7V 6000mAh)
- Battery Type: Lithium-ion Batteries
- Lifecycle: >500 times

External

- Bulb Type: 3 x 1W LED blubs
- Power Indicator: LED display battery level
- EM Radio & MP3: Flash drive & SD

W SERIES

GEL & LiFePO4 BATTERY



W-S GEL BATTERY

- EPS & UPS system
- Telecommunication system
- Off grid radio center
- Hybrid energy system
- Emergency lighting system



W-L LiFePO4 BATTERY

- Energy storage system
- Prolonged blackout backup system
- Off grid power system
- Hybrid energy system
- Emergency lighting system

W-S GEL BATTERY

SPEC	MODEL	CAPACITY	DIMENSION				WEIGHT(kg)	TERMINAL
			Length(mm)	Width(mm)	Height(mm)	Overall Height(mm)		
12V 100Ah	W12-100S	100Ah/10HR	327	171	231	236	31	B7
12V 120Ah	W12-120S	120Ah/10HR	327	171	231	236	34	B7
12V 150Ah	W12-150S	150Ah/10HR	440	160	240	245	49	B8
12V 200Ah	W12-200S	200Ah/10HR	480	238	210	240	62	B8
12V 250Ah	W12-250S	250Ah/10HR	480	238	210	240	70	B8
2V 300Ah	W2-300S	300Ah/10HR	150	170	330	365	20	C2
2V 400Ah	W2-400S	400Ah/10HR	241	171	330	365	29	C2
2V 500Ah	W2-500S	500Ah/10HR	241	171	330	365	32	C2
2V 1000Ah	W2-1000S	1000Ah/10HR	471	171	330	365	64	C2
2V 1500Ah	W2-1500S	1500Ah/10HR	401	347	342	378	93	C2
2V 2000Ah	W2-2000S	2000Ah/10HR	490	349	342	383	123	C2

W-L LiFePO4 BATTERY

SPEC	MODEL	CAPACITY	DIMENSION				WEIGHT(kg)	TERMINAL
			Length(mm)	Width(mm)	Height(mm)	Overall Height(mm)		
12V 50Ah	W12-50L	50Ah/10HR	240	200	180	190	14	CP
12V 100Ah	W12-100L	100Ah/10HR	300	220	180	190	26	CP
12V 200Ah	W12-200L	200Ah/10HR	380	355	260	270	33	CP
12V 400Ah	W12-400L	400Ah/10HR	380	355	350	360	70	CP
12V 500Ah	W12-500L	500Ah/10HR	420	355	350	360	80	CP
24V 60Ah	W24-60L	60Ah/10HR	280	260	180	190	19	CP
24V 80Ah	W24-80L	80Ah/10HR	300	260	180	190	23	CP
24V 100Ah	W24-100L	100Ah/10HR	360	300	190	200	30	CP
24V 200Ah	W24-200L	200Ah/10HR	380	355	350	360	70	CP
24V 400Ah	W24-400L	400Ah/10HR	640	355	350	360	103	CP
48V 20Ah	W48-20L	20Ah/10HR	230	175	175	185	10	CP
48V 50Ah	W48-50L	50Ah/10HR	380	355	180	190	28	CP
48V 60Ah	W48-60L	60Ah/10HR	420	355	180	190	40	CP
48V 100Ah	W48-100L	100Ah/10HR	380	355	350	360	60	CP
48V 200Ah	W48-200L	200Ah/10HR	700	355	350	360	103	CP

ACCESSORIES



REMOTE - CR10

WORK WITH

- CPT series inverter charger
- LPT series inverter charger

Monitor the inverter Charge/ Inverter/ Alarm; Easy to install and ultra compact




REMOTE - PTM-12

WORK WITH

- CPT series inverter charger
- CPS series inverter charger

Monitor the inverter Charge/ Inverter/ Battery Volt/ AC Volt/ Battery Level/ Frequency



REMOTE - CR12

WORK WITH

- PSCC SERIES U.PS INVERTER

Monitor the inverter Charge/ Inverter/ Alarm; Easy to install and ultra compact



REMOTE & MONITOR SYSTEM - CR80

WORK WITH

- CPT series inverter charger
- CPS series inverter charger

This is not only a monitor, also an interactive control center for all devices of mobile solar house or mobile vehicle. Monitor battery level, daily solar output, solar input , etc.

NOTE



HUG SUNLIGHTS.
POWER YOUR LIFE.

Cool life Super power

COSUPER
Cool life Super power

COSUPER SUZHOU ENERGY TECHNOLOGY CO.,LTD
NO.99 Gangtian Road, Suzhou, Jiangsu Province, 215126,
China

Phone: 0086 512 68638910
Fax: 0086 512 68638916

Email: info@cosuper.com
Web: www.cosuper.com

©COSUPER all rights reserved